



**ANTON INFANT SCHOOL  
EASTER ACTIVITIES BOOK  
2026**



Name: \_\_\_\_\_ Date: \_\_\_\_\_

# Easter Day

## Word Hunt

**DIRECTIONS:**  
Find and circle the  
vocabulary words  
in the grid. Look  
for them in all  
directions including  
backwards and  
diagonally.



X	K	O	J	E	L	L	Y	B	E	A	N	S	L	C
R	V	D	C	S	N	J	X	V	U	T	T	P	W	H
X	P	V	J	N	G	L	H	Y	K	H	V	R	V	O
P	B	B	N	W	Y	O	N	S	D	A	G	I	E	C
E	T	A	R	O	C	E	D	A	K	N	Z	N	D	O
S	G	G	E	F	X	U	F	R	W	R	A	G	A	L
X	B	H	M	P	E	F	M	E	Z	F	I	C	R	A
G	A	Y	I	Z	O	Y	Q	T	Q	Z	A	T	A	T
U	S	Q	K	D	A	N	T	S	X	U	V	F	P	E
W	K	U	I	Z	C	N	I	A	B	F	L	I	W	W
X	E	L	N	A	E	U	P	E	U	O	H	E	R	X
N	T	K	R	D	D	B	Y	C	W	K	S	U	C	Y
Y	P	R	I	R	A	Q	J	E	L	E	R	A	N	M
T	O	D	O	L	Q	Y	R	B	O	D	Y	S	J	T
T	D	S	K	C	I	H	C	B	Y	I	S	L	F	H

BASKET  
BUNNY  
CANDY  
CARROT  
CHICKS  
CHOCOLATE  
DAFFODIL

DECORATE  
EASTER  
EGGS  
FLOWER  
HUNT  
JELLYBEANS  
PARADE


SPRING  
SUNDAY



Name: \_\_\_\_\_ Date: \_\_\_\_\_



# Easter Maze



It's Easter Day and the baby chick just hatched from her egg. Help her take her first steps and find her way through the chicken coop.

# Easter Word Hunt

DIRECTIONS: Look for the ten words in the list hidden in the puzzle. The words can be vertical or horizontal as well as forwards or backwards.



BASKET

CHICK

EGG

BONNET

DYE

HUNT

BUNNY

LILY

CANDY

PARADE



# Chocolate Easter egg nest cakes



## Ingredients

225g/8oz **dark chocolate** or a mix of dark and milk chocolate, broken into small pieces (see Recipe Tip)

2 tbsp **golden syrup**

50g/2oz **butter**

75g/2¾oz cornflakes or puffed rice cereal

36 mini **chocolate** eggs

## Method

1. Line a 12-hole fairy cake tin with paper cases.
2. Melt the chocolate, golden syrup and butter in a bowl set over a saucepan of gently simmering water (do not let the base of the bowl touch the water). Stir the mixture occasionally until smooth.
3. Remove the bowl from the heat and gently stir in the cornflakes until all of the cereal is coated in the chocolate.
4. Divide the mixture between the paper cases and press 3 chocolate eggs into the centre of each nest. Chill in the fridge for 1 hour, or until completely set.

## Recipe tips

If you're not keen on dark chocolate feel free to swap it for milk chocolate, or a mixture of both. Milk chocolate is much sweeter and when added to an already sweet cereal and mixed with golden syrup it can be too much.

Shredded wheat or puffed rice cereals can be used instead of cornflakes.

Store the Easter egg cakes in an air-tight tin for up to a week.

Mini eggs are a choking risk for young children. Place them in a food bag and use a rolling pin to break them into smaller pieces if this is a concern.

Chocolate can seize when you are heating it, so it's important to melt it very gently. When chocolate seizes the cocoa solids separate from the fat resulting in a hard grainy mass set in an oily liquid. Cutting the chocolate into small even pieces helps avoid this. If your chocolate starts to look grainy, remove it from the heat immediately and stir in a teaspoon of boiling water. This should fix it (if it's further along, you might need to repeat the process with another teaspoon of boiling water to bring it back together). If your chocolate is severely seized, watch the 'melting chocolate' how-to video (below) for tips on how to make sure your chocolate doesn't go to waste.

## **Easter Songs & Rhymes**

### **I'm a Little Chicken**

*(Sung to: I'm a Little Teapot)*

I'm a little chicken, (crouch down)

Ready to hatch,

Pecking at my shell, (make a pecking motion)

Scratch, scratch, scratch (make a scratching motion)

When I crack it open,

Out I'll jump, (jump up)

Fluff my feathers, chirp, chirp, chirp. (pretend to ruffle feathers)

### **See the Easter Bunny**

*(Sung to: Here We Go Round the Mulberry Bush)*

See how the bunny hops along, hops along, hops along, (children crouch and hop)

See how the bunny hops along,

On an Easter morning.

This is the way he wiggles his nose, wiggles his nose, wiggles his nose (children wiggle nose)

This is the way he wiggles his nose,

On an Easter morning.

This is the way he flops his ears, etc.

This is the way he wiggles his tail, etc.

COLOUR ME IN



# Easter Scavenger Hunt



This scavenger hunt will lead you to a special Easter treat. **Your first clue can be found in something you wear on your feet.**



Coloring Easter eggs is so much fun, **your next clue can be found in the room where cooking is done.**



Delicious carrots are orange and green. **Your next clue can be found in the room where you keep clean.**



Here is another clue, you're doing great. **Check the place where you sleep when it's getting late.**



Want your next clue? Here's where to look. **Open up a page in your favorite book.**



Bunnies love to hop hop hop. **For your next clue, find a garbage can and look on top.**



Carrots are a healthy snack, **now go to the front door, and check on the back.**




Chocolate bunnies are so yummy to eat, **check in a closet for your special Easter treat.**

# BUILD AN EASTER BASKET

Color and cut out the shapes below. Glue them together to build your very own Easter basket! Place the basket onto construction paper to add a fun colorful background.



COLOUR ME IN



# BUILD A BUNNY

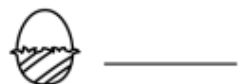
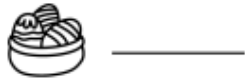

Color and cut out the shapes below. Glue them together to build your very own bunny! Place the bunny onto construction paper to add a fun colorful background.



COLOUR ME IN



# EASTER I SPY



# SEARCH AND FIND EASTER

Search and find all of the images below. Circle or color them in as you find each image.



GLASSES



HEART



BUTTERFLY



CARROT



AIRPLANE



APPLE

**Easter bunny lemon cupcakes**



## Ingredients

### For the cupcakes

200g/7oz unsalted **butter**, softened

200g/7oz **caster sugar**

1 **lemon**, finely grated zest only

3 large free-range **eggs**

200g/7oz **plain flour**

2 tsp **baking powder**

pinch **salt**

3 tbsp **milk**

## For the buttercream

200g/7oz unsalted butter, softened

1 lemon, finely grated zest only

320g/11½oz icing sugar

2 tbsp fresh lemon juice

## For the topping

150g/5½oz desiccated coconut

12 large marshmallows

black sugar pearls, for the eyes (optional)

pink jelly beans, for the noses (optional)

## Method

1. Preheat the oven to 180C/160C Fan/Gas 4. Line a 12-hole cupcake tin with paper cases.
2. To make the cupcakes, beat the butter, sugar and lemon zest together using a stand mixer or electric whisk for 3–5 minutes until very pale and fluffy. Make sure to scrape down the sides of the bowl every so often.
3. Add the eggs in one at a time, beating the mixture well after each one.
4. In a separate bowl, sift together the flour, baking powder and salt. Pour this into the butter mixture and mix on a low speed until smooth before stirring in the milk.
5. Scoop the mixture evenly into the cupcake cases, no need to level the surfaces, and bake for 20–25 minutes until golden and well risen. Remove from the oven and leave to cool completely.
6. To make the buttercream, beat the butter and lemon zest in a stand mixer or with an electric whisk for 3–4 minutes until the butter is very pale and creamy.
7. Sift in the icing sugar and beat on medium–high speed for 5 minutes until the buttercream is thick and fluffy. Pour in the lemon juice and beat for another few seconds to combine.
8. To assemble, pour the desiccated coconut into a shallow bowl. Spoon or pipe some buttercream onto each cupcake. Dip the cupcakes buttercream-side down into the coconut, making sure it is fully covered.
9. To make the bunny ears, use a pair of scissors to cut the marshmallows in half diagonally. Dip the sides of the marshmallows that have been cut into the desiccated coconut and place them on the cupcakes side-by-side so they look like bunny ears. Use the black sugar pearls and jelly beans to form the eyes and noses (if using).

## Recipe tips

These Easter bunny cupcakes still look super cute with just the marshmallow ears if you want to keep things simple. Or cut the marshmallows across the middle to make bunny tails.

If you're not keen on desiccated coconut, you could use finely grated white chocolate or white sprinkles instead.


You can freeze the undecorated cupcakes, well-wrapped, for up to 3 months.

# EASTER MAZE

Find your way through the maze to reach the chocolate bunny in the center.

*Happy Easter!*

START HERE



DOWNLOAD MORE FREE PRINTABLES AT [WWW.PJSANDBOARD.COM](http://WWW.PJSANDBOARD.COM)

# Easter SCATTERGORIES

## HOW TO PLAY SCATTERGORIES:

1. Cut apart the letters on the bottom of this page and place into a hat or small bowl. Have someone close their eyes and pick out a letter.
2. Set a timer for 3 minutes. If you are playing with younger children, you may want to set the timer for a little bit longer.
3. Using the categories cards, each player will fill in answers that start with the previously selected letter. This set includes categories cards for 2 rounds of the game.
4. Write down as many answers as you can before the time runs out. If you get stuck on one, feel free to skip and return back to it later if time allows.
5. When the timer runs out, go around the room and compare answers with the other players. If someone has the same answer as you, you both must cross it off your list. Whoever has the most unique answers at the end of the game wins!

## LETTERS:

<b>A</b>	<b>B</b>	<b>C</b>	<b>D</b>	<b>E</b>	<b>F</b>	<b>G</b>
<b>H</b>	<b>I</b>	<b>J</b>	<b>K</b>	<b>L</b>	<b>M</b>	<b>N</b>
<b>O</b>	<b>P</b>	<b>Q</b>	<b>R</b>	<b>S</b>	<b>T</b>	<b>U</b>
<b>V</b>	<b>W</b>	<b>X</b>	<b>Y</b>	<b>Z</b>	<b>K</b>	<b>N</b>

## **LIST 1**

1. Place To Hide Easter Eggs
2. Type Of Flower
3. Baby Animal
4. Kind Of Bird
5. Type Of Easter Candy
6. Something That Is Yellow
7. Something That Is Fluffy
8. Outdoor Activity

## **LIST 1**

1. Place To Hide Easter Eggs
2. Type Of Flower
3. Baby Animal
4. Kind Of Bird
5. Type Of Easter Candy
6. Something That Is Yellow
7. Something That Is Fluffy
8. Outdoor Activity

## **LIST 2**

1. Something That Is Pink
2. Easter Egg Color
3. Jelly Bean Flavor
4. Something In An Easter Basket
5. Family Tradition
6. Something You Put In Easter Eggs
7. Place To Go On Spring Break
8. Spring Sport

## **LIST 2**

1. Something That Is Pink
2. Easter Egg Color
3. Jelly Bean Flavor
4. Something In An Easter Basket
5. Family Tradition
6. Something You Put In Easter Eggs
7. Place To Go On Spring Break
8. Spring Sport

*Easter*  
**SCATTERGORIES**



1. \_\_\_\_\_
2. \_\_\_\_\_
3. \_\_\_\_\_
4. \_\_\_\_\_
5. \_\_\_\_\_
6. \_\_\_\_\_
7. \_\_\_\_\_
8. \_\_\_\_\_

*Easter*  
**SCATTERGORIES**



1. \_\_\_\_\_
2. \_\_\_\_\_
3. \_\_\_\_\_
4. \_\_\_\_\_
5. \_\_\_\_\_
6. \_\_\_\_\_
7. \_\_\_\_\_
8. \_\_\_\_\_

*Easter*  
**SCATTERGORIES**



1. \_\_\_\_\_
2. \_\_\_\_\_
3. \_\_\_\_\_
4. \_\_\_\_\_
5. \_\_\_\_\_
6. \_\_\_\_\_
7. \_\_\_\_\_
8. \_\_\_\_\_

*Easter*  
**SCATTERGORIES**



1. \_\_\_\_\_
2. \_\_\_\_\_
3. \_\_\_\_\_
4. \_\_\_\_\_
5. \_\_\_\_\_
6. \_\_\_\_\_
7. \_\_\_\_\_
8. \_\_\_\_\_

HOW MANY WORDS CAN YOU MAKE FROM


# EASTER BUNNY

Using each letter only once, see how many different words you can make out of "EASTER BUNNY." Write down as many words as you can on the lines below.

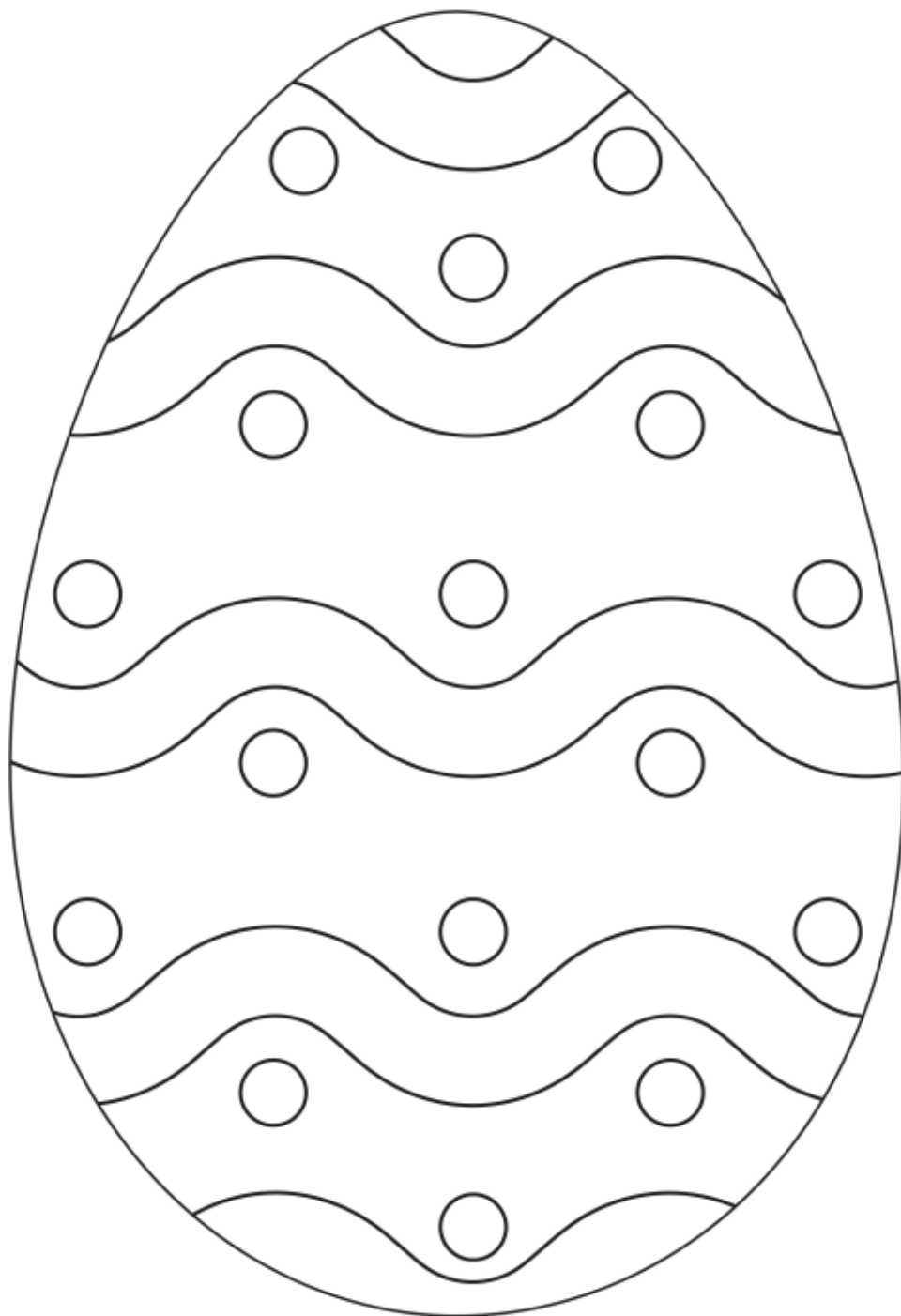



- |           |           |
|-----------|-----------|
| 1. _____  | 16. _____ |
| 2. _____  | 17. _____ |
| 3. _____  | 18. _____ |
| 4. _____  | 19. _____ |
| 5. _____  | 20. _____ |
| 6. _____  | 21. _____ |
| 7. _____  | 22. _____ |
| 8. _____  | 23. _____ |
| 9. _____  | 24. _____ |
| 10. _____ | 25. _____ |
| 11. _____ | 26. _____ |
| 12. _____ | 27. _____ |
| 13. _____ | 28. _____ |
| 14. _____ | 29. _____ |
| 15. _____ | 30. _____ |



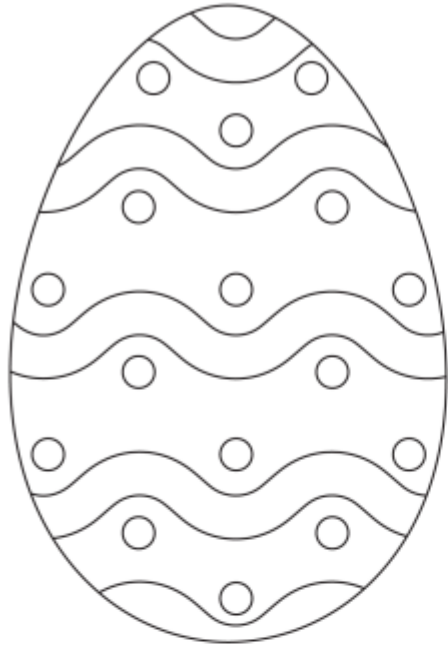
COLOUR ME IN



**COLOUR ME IN**







# Easter Songs & Rhymes

## **Hop Little Bunnies**

See the little bunnies sleeping, (children lie down still)

Till it's nearly noon,

Come and let us gently wake them

With a merry tune.

Oh, so still.

Are they ill?

Hop little bunnies...hop, hop, hop (children jump up and hop on the spot)

Hop little bunnies...hop, hop, hop

Hop little bunnies...hop, hop, hop

Hop little bunnies, hop and stop!

## **Bunny Pokey**

*(Sung to: Hokey Pokey)*

You put your bunny ears in , (place hands on head to make ears)

You put your bunny ears out,

You put your bunny ears in,

And you shake them all about.

You do the Bunny Pokey,

And you hop yourself around,

That's what it's all about!

Additional verses:

- You put your bunny nose in.
- You put your bunny tail in.
- You put your bunny paws in.

# Easter egg hunt at The Vyne

This spring, treat the whole family to a world of adventure at The Vyne on an Easter trail.

BOOKING NOT NEEDED

ADMISSION APPLIES

Make your way along the trail and find activities for the whole family. The trail takes place between 21 March and 12 April 2026, from 10am to 4pm, with last entry at 3pm, so come along and explore the beautiful gardens of The Vyne. Prices are £3.50 per trail which includes an Easter trail sheet, bunny ears and dairy or vegan and Free From\* chocolate egg.

\*Suitable for people with milk, egg, gluten, peanut and tree nut allergies.

Perfect for youngsters aged 3-10, on this fabulously fun trail the whole family can dive into 10 action-packed games and challenges in The Vyne's gardens before collecting a prize at the end. Discover interactive music stations, plus spot the hidden bunnies and tackle super-size egg jigsaws. £3.50 per trail sheet and prize. Normal admission applies.

## Easter crafts - Andover Library - Thursday 2nd April 2026 - 10.00am

\*\*

**Easter crafts**

**Andover Library**

**Thursday 2nd April 2026**

**10.00am to 11.00am**

Join us for some eggstra-special fun during the school holidays. Keep your kids busy with three different crafts to take home - and play an egg game too!

**Price: £2.00 per person**

**\*\* This activity must be booked in advance**

# Easter egg hunt at Mottisfont

This spring, treat the whole family to a world of adventure at Mottisfont on an Easter trail.

BOOKING NOT NEEDED

ADMISSION APPLIES

Make your way along the trail and find activities for the whole family. The trail takes place between 21 March to 12 April, from 10am to 5pm with last entry at 4.30pm, so come along and explore the beautiful gardens at Mottisfont. Prices are £3.50 per trail which includes an Easter trail sheet, bunny ears and dairy or vegan and Free From\* chocolate egg.

This year at Mottisfont, it's all about tea parties with lots of fun family activities. Compete in the scone and spoon race, test your aim with toss the teabag and your skills with giant sandwich jenga. Try a spot of plate spinning or biscuit rolling station, and get creative with the sandwich spinning wheel and discover a whole range of quirky fillings. Slug and cress anyone? Little ones can also then draw their sandwiches for display in the stableyard.

So pop on your bunny ears, grab your activity sheet to guide the way, and follow the trail around Mottisfont's grounds to discover the 10 awesome activity stations. At the finish line, a yummy Easter egg (choose dairy chocolate, or vegan and Free From\*) is waiting for you.

\*Suitable for people with milk, egg, gluten, peanut and tree nut allergies.

\*Vegan and Free From egg suitable for people with milk, egg, gluten, peanut and tree nut allergies.



## Easter At Finkley

*Sat 28th Mar - Fri 10th Apr 2026*

Easter is here and we have a full day of Springtime fun for you & your family to enjoy!

## **Family Entertainment**

*Saturday 28th March and Sunday 29th March*

- 11.45am Woolly the Rainbow Sheep Storytime
- 1pm Roll The Dice Gameshow
- 2pm Meet The Easter Bunny
- 3pm Easter Disco

*Monday March 30th Friday April 3rd*

- 11.45am The Fairy and the Seedling Storytime
- 1pm Scrambled – Easter Show
- 2pm Meet The Easter Bunny
- 3pm Easter Disco

*Saturday 4th April – Friday 10th April*

- 11.45am Woolly the Rainbow Sheep Storytime
- 1pm Roll The Dice Gameshow
- 2pm Meet The Easter Bunny
- 3pm Easter Disco

### **Say hello to our Friendly Animals**

Lambs & Goats Kids will steal your heart but Larry the Llama will steal your cup of animal feed. Be sure to check out the timetable so you don't miss Bunny Hop, Birds of Prey Shows and our Famous Goat Race, Goat Gladiators!

### **Easter Trail**

Find all the Eggs hidden around the farm to earn yourself a sweet treat.

### **All the fun of the Finkley**

Farmyard Golf, Jumping Pillows, Little Farmers Driving School, Indoor Play.....

Check out our timetable to help you plan your visit (subject to change)

Pre-booking online is highly recommended, the Easter Holidays is our busiest time of the year and likely to sell out.



## Join us for a cracking Easter at Marwell Zoo from Friday 27 March – Sunday 12 April 2026.

This Easter holiday get ready for a host of family fun across the zoo. Get creative in our craft den, take part in garden games, and settle down for storytelling.

Discover amazing egg-laying animal facts as you explore the zoo, and make sure you come camera-ready, with plenty of colourful photo spots, including historic Marwell Hall, beautifully transformed into *Bunnington Hall* for Easter.

Plus, visit over the Easter Weekend (Fri 3 – Mon 6 April) to meet the Easter Bunny and take part in the Big Easter Egg Hunt.

With plenty of indoor activities and beautiful springtime surroundings, you'll be entertained whatever the weather.

### 'Eggs'covery hub

Daily, 10am – 2.30pm

Get hands-on and explore the incredible variety of eggs found in nature, from tiny lizard eggs to the mighty ostrich.

### Interactive storytelling

Daily, 11.30am, 12.30pm, 1.30pm, 2.30pm

Enjoy enchanting Easter-themed tales in our cosy storytelling tent.

## Easter crafts

Daily, 10.30am – 3pm

Head to our Easter Craft Den to make your own nature-inspired wooden egg keepsake (small additional charge applies)

## Easter games

Daily, 10.30am – 3pm

Enjoy traditional Easter games on the front lawn of *Bunnington Hall*, including egg rolling, sack races and garden games.

## Big Easter Egg Hunt\*

Friday 3 – Monday 6 April, 11am

This Easter weekend, hop over to the back lawn of *Bunnington Hall* and join in the fun of the Big Easter Egg Hunt.

The Easter Bunny and his helpers have been busy hiding tasty chocolate eggs all around the back lawn for you to find.

*Suitable for children aged 3+. The hunt will start promptly at 11am, so we recommend arriving for 10.50am. Dietary options are available – please ask the helpers.*