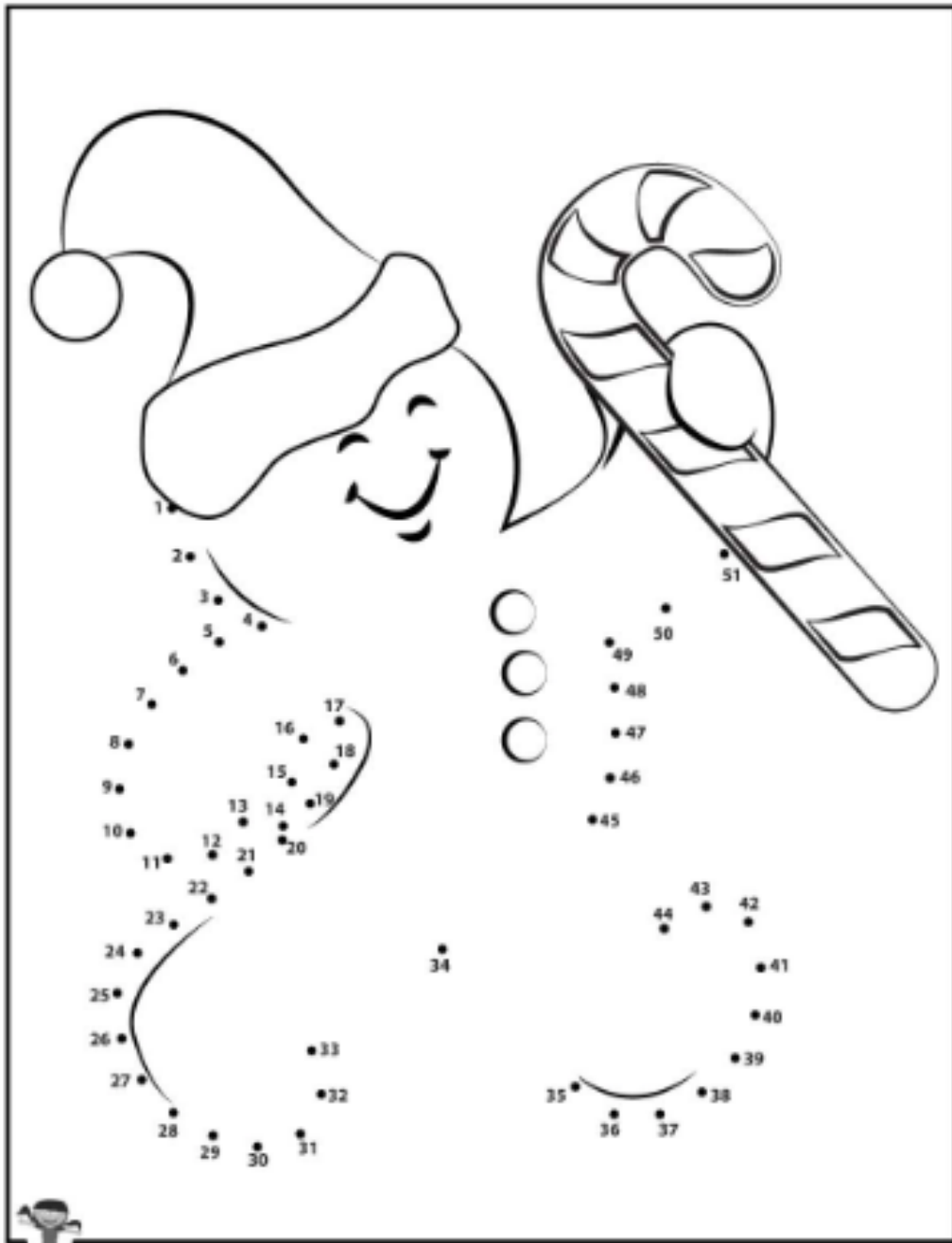




**Anton Infant School
Christmas Craft Ideas
2025**





**MERRY
CHRISTMAS!**



Christmas Scavenger Hunt

How many did you see?

Date:



Christmas Tree



Snowflake



Star



Robin



Candy Cane



Wreath



Holly



Gingerbread Man



Present



Bubble



Cracker



Christmas Pudding



Snowman



Carrot

MERRY CHRISTMAS



PAPER CHAINS

Use this template to colour and make your own paper chains

How long can you make your chain??



Christmas

Word Search

Name: _____

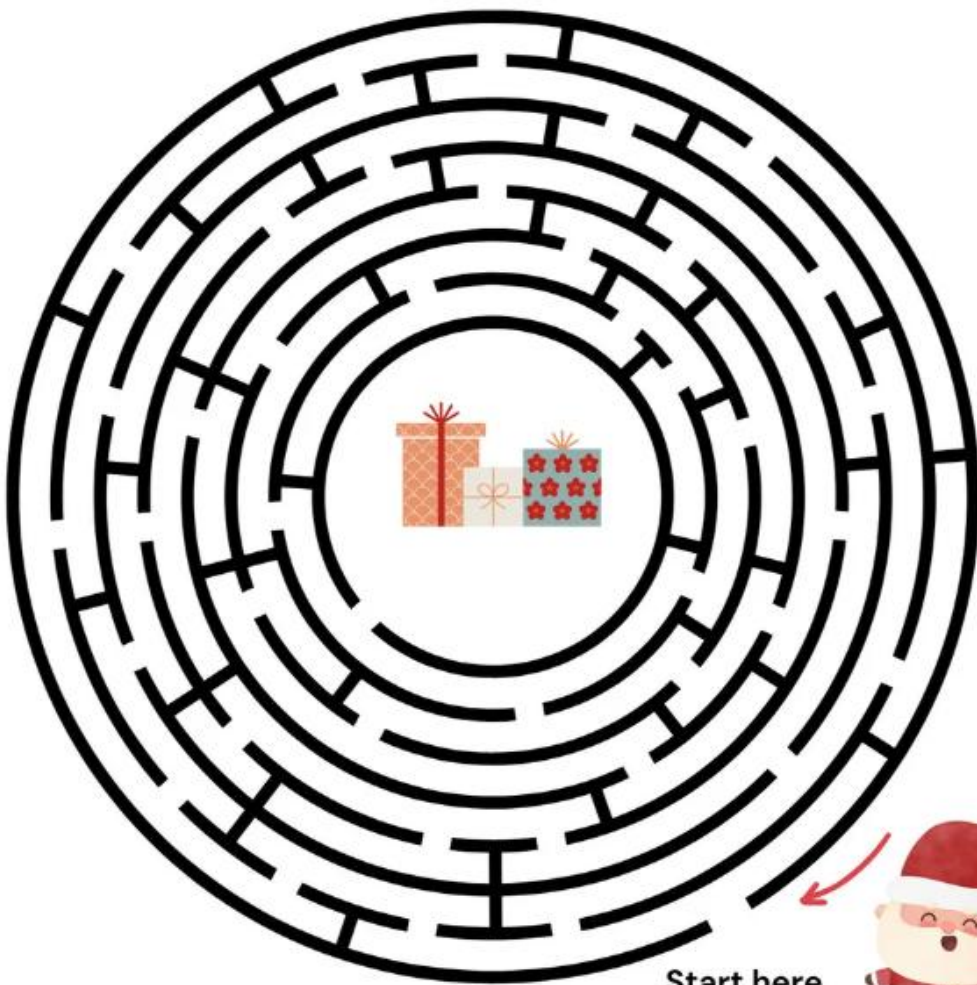
K	C	D	S	L	E	I	G	H	R
V	V	H	F	A	M	I	L	Y	E
U	K	J	R	N	G	F	J	B	I
L	F	I	C	I	X	I	A	J	N
B	Q	N	A	M	S	O	F	T	D
E	O	G	N	E	F	T	F	T	E
L	X	L	D	R	U	A	M	O	E
L	Q	E	L	R	R	F	F	A	R
S	R	U	E	Y	B	O	F	M	S
M	Y	P	S	N	O	W	M	A	N

Word list:
BELLS
CANDLES
CHRISTMAS
FAMILY
GIFT
JINGLE
MERRY
REINDEER
SLEIGH
SNOWMAN



CHRISTMAS MAZE

Help Santa to find the way through
to the gifts.



Start here



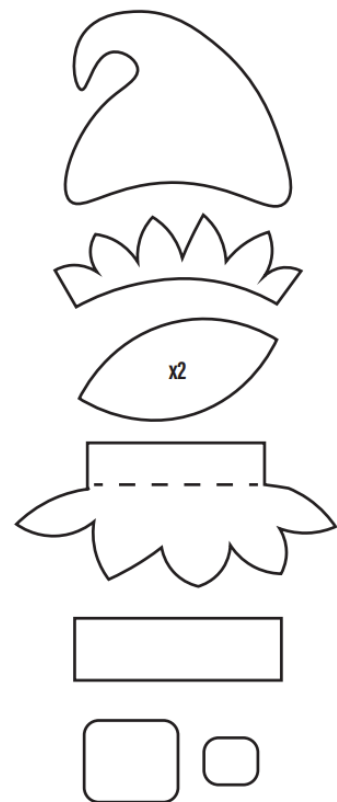
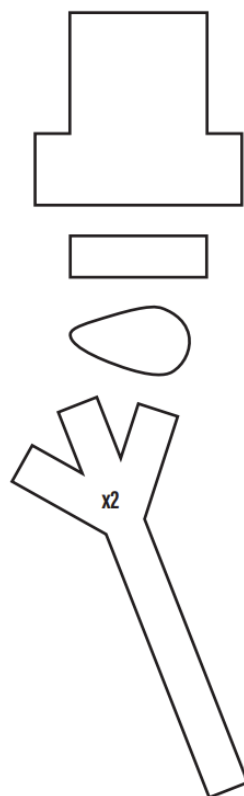


Christmas Paper Chains



1. Using the template, cut out Santa's hat, beard, moustache, nose, belt and buckle.
2. Cut a small square of red paper and stick it to the back of the beard, then stick the moustache and nose on top. Assemble the hat and belt then set aside the features.
3. Measure, draw and cut out 1 rectangle from skin tone card and 7 rectangles from red card. (25cm x 5cm)

4. Make the skin tone rectangle into a ring by stapling the ends together.
5. Loop a red rectangle through the ring previously made and staple the ends together. Repeat until all 8 rings are joined together.
6. Stick the features to the paper chain, with the belt stuck on the 5th ring.
7. Hold punch 3 black circles for the buttons and stick them to the front of the 3rd ring.
8. To finish, cut a length of ribbon, then loop and tie it through the skin tone ring at the top of the paper chain. Repeat these steps to create the elf and the snowman.



Nut Free Christmas Playdough



This brilliant play dough recipe smells just like Christmas! The cinnamon, cloves and orange zest combine to give a festive aroma to the kitchen and little hands as they play with this delightfully squishy mixture!

INGREDIENTS

- 2 cups of plain flour
- 1 cup of salt
- 5 tbsp cream of tartar
- 3 tsp ground cinnamon
- 1 tsp ground cloves
- 1 orange zest
- 500ml (2cups) water
- 2 tbsp vegetable oil

METHOD

- Place all ingredients in a saucepan and mix together well.
 - Cook on a low heat for five minutes, stirring often.
 - Turn out onto work surface lightly dusted with flour and knead, adding a little more flour if necessary, for a few minutes.
 - Then squish, roll and squash to your hearts content.
 - When not using, store in a jar or airtight container to prevent the dough drying out.
-

What do snowmen eat for Breakfast?

Ice Krispies!!

What do you call a Reindeer with bad manners?

A RUDE-olph!!

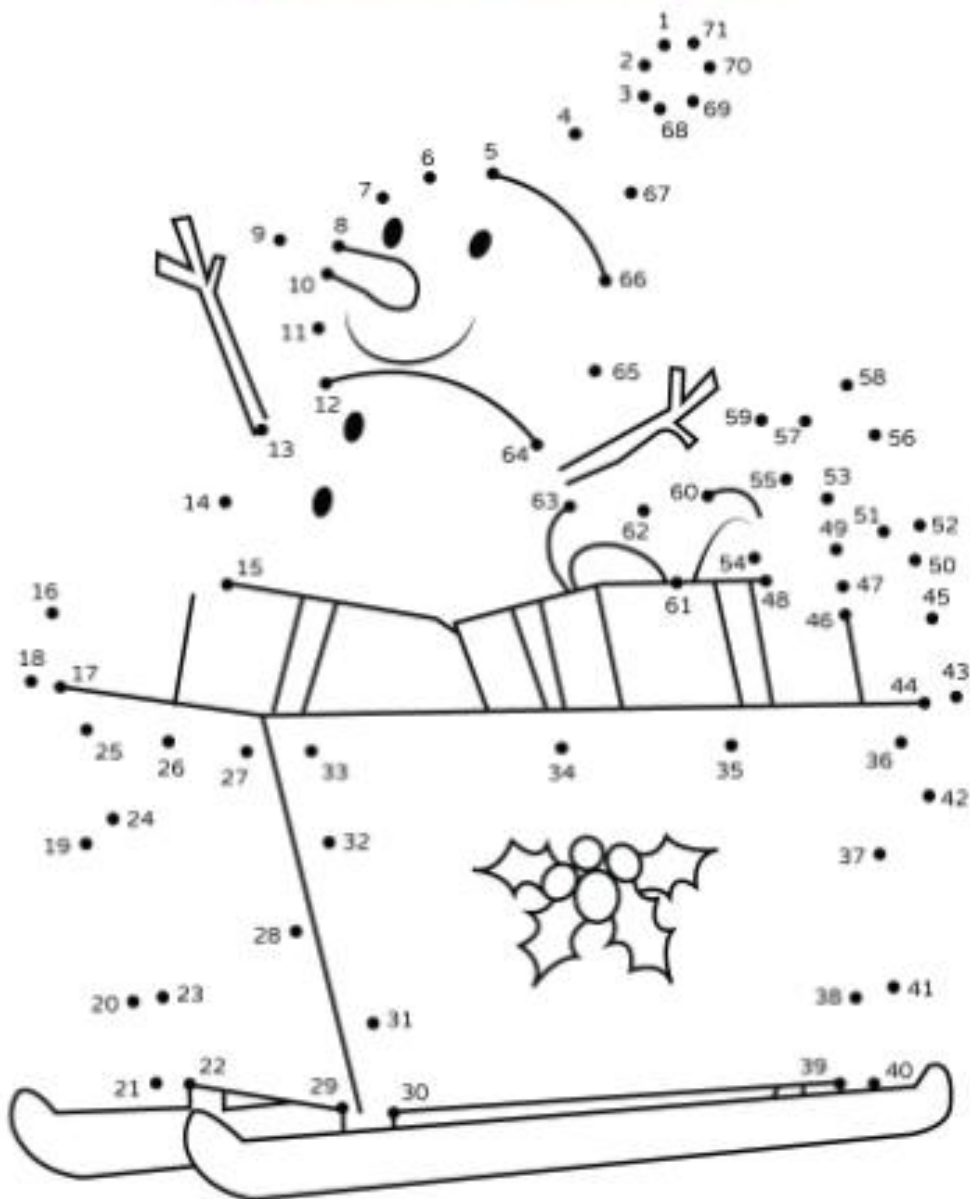
What do you get if you crss Santa with a duck?

A Christmas Quacker!!

What's green, prickly and flies through the air?

A holly-copter!!

Christmas Connect the Dots



CHRISTMAS CROSSWORD PUZZLE

USE THE CLUES TO COMPLETE THE CROSSWORD PUZZLE.



Across

1. One of Santa's Reindeer
3. Santa's Helpers
5. December 25th is _____.
7. Christmas Drink
10. The name of a popular snowman.

Down

2. Christmas Month
4. He hates Christmas!
6. You hang them by the chimney.
8. On Christmas morning we unwrap our _____.
9. ___ to the world!



WWW.THRIFTYMOOMMSTIPS.COM





Have you heard of the 4 Gift Challenge?

It's a trend which has been growing over the last few years and has been adopted by many families who feel uncomfortable with Christmas becoming too materialistic and focused on expensive gifts that end up not being played with or used.

Children are encouraged to write their Christmas Lists around the following criteria:


WANT: this can be their main present. The one thing your child really wants. This could be a toy, electronics craft kit or even an adventure gift.

NEED: Give your child something they need which could relate to their learning at school. You might choose a lunchbox, a drinking bottle or some new bedding.

WEAR: Take into account your child's style. You can guarantee they will want to wear it then! It might be a new hairband, a fancy dress costume or some new pyjamas.

READ: Take this opportunity to choose a book that will spark their imagination and that matches their reading level. Find something they are interested in. Perhaps a new bedtime story or an audio book.

Christmas House Maze



Christmas Decorations

Why not colour these ornaments in and cut them out to hang on your tree.

Round Christmas Ornaments

