


[View and share link
for Presentation](#)

Digital Kids Wise Adult



Tracey Pitts
Educational Specialist

About me

Tracey Pitts



- Google Certified Trainer: Expert in leveraging Google tools to enhance education.
- Educational Innovator & Strategist: Over two decades of experience integrating technology into learning strategies.
- Tools I Teach: Proficient in training educators on a wide array of EdTech, including Google Workspace, AI-powered learning tools, and other emerging educational technologies.
- Versatile Educator: Experience teaching across all levels, from primary school to university.
- Learning Facilitator: Committed to enhancing accessibility and helping educators effectively harness new tools

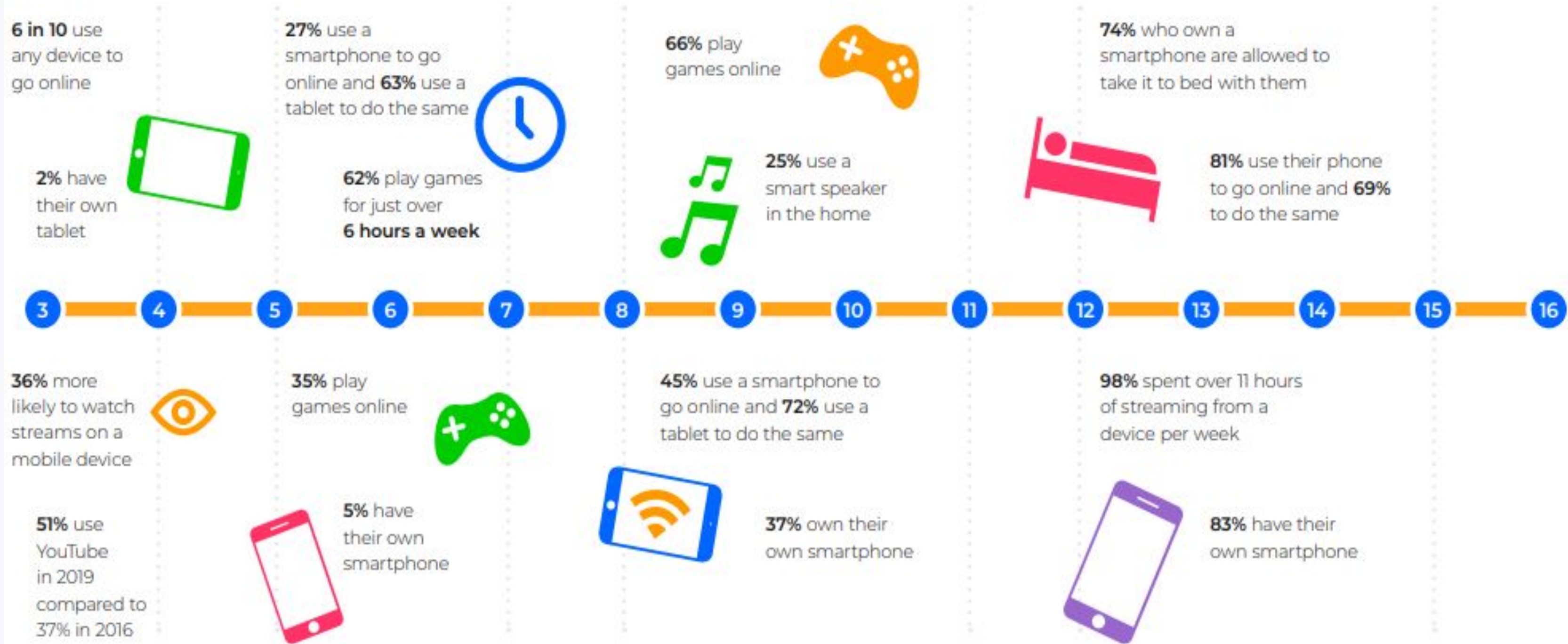


<https://youtu.be/YgJybAu5TJE>

“My kids know more about the internet than I do..”



Media usage by age



Reference: Ofcom (2019) https://www.ofcom.org.uk/_data/assets/pdf_file/0023/190616/children-media-use-attitudes-2019-report.pdf

internet
matters.org



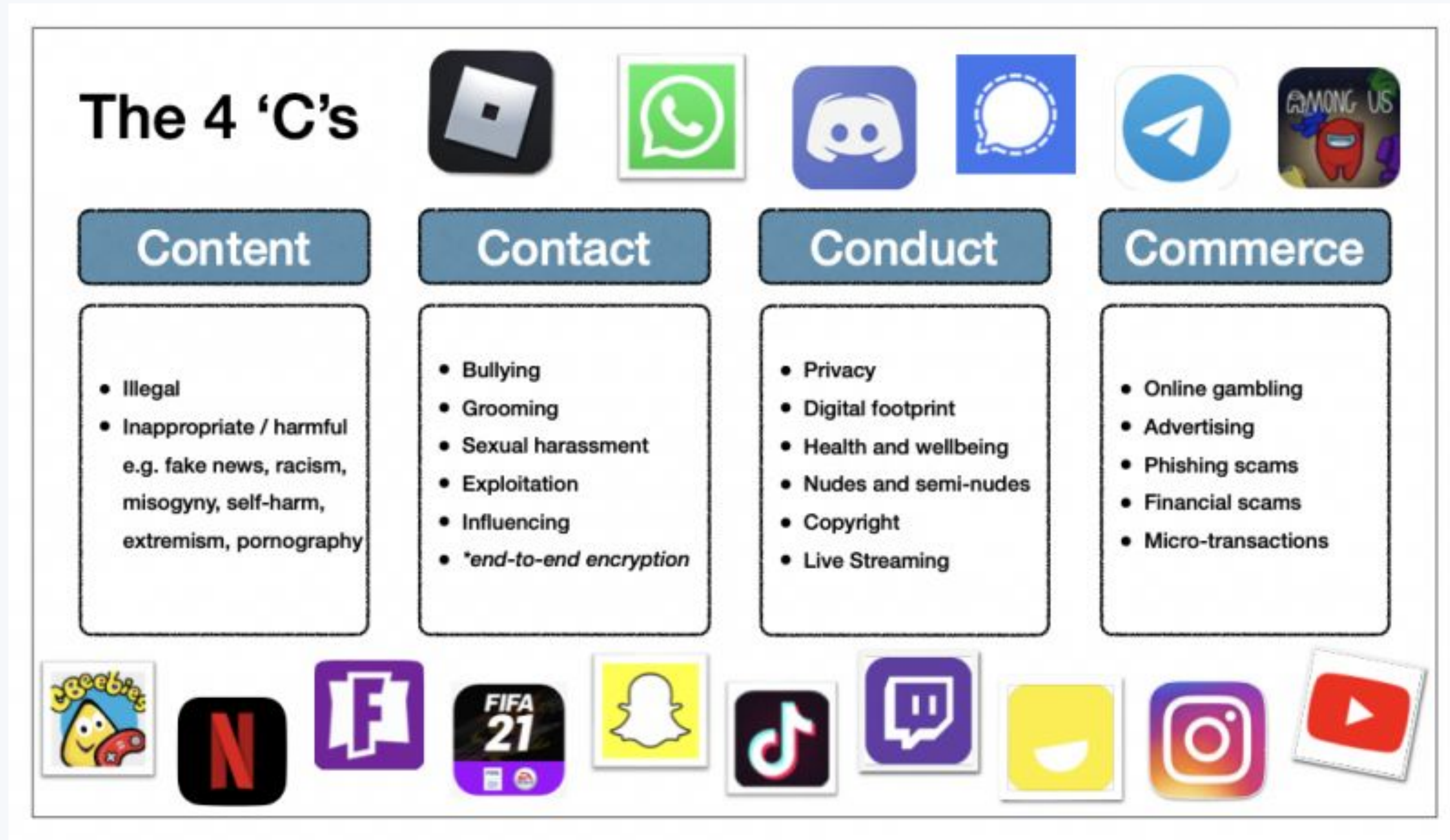
**WHAT ARE YOUR
CONCERNS
ABOUT YOUR CHILD'S
ONLINE SAFETY?**

Benefits of Technology



- Boosts Learning: Access to educational apps and games.
- Connects Kids: Enables communication with family and friends.
- Teaches Responsibility: Fosters digital literacy and safe online habits.
- Sparks Creativity: Tools for artistic expression and exploration.
- Accessibility and specialised support.

The 4 C's



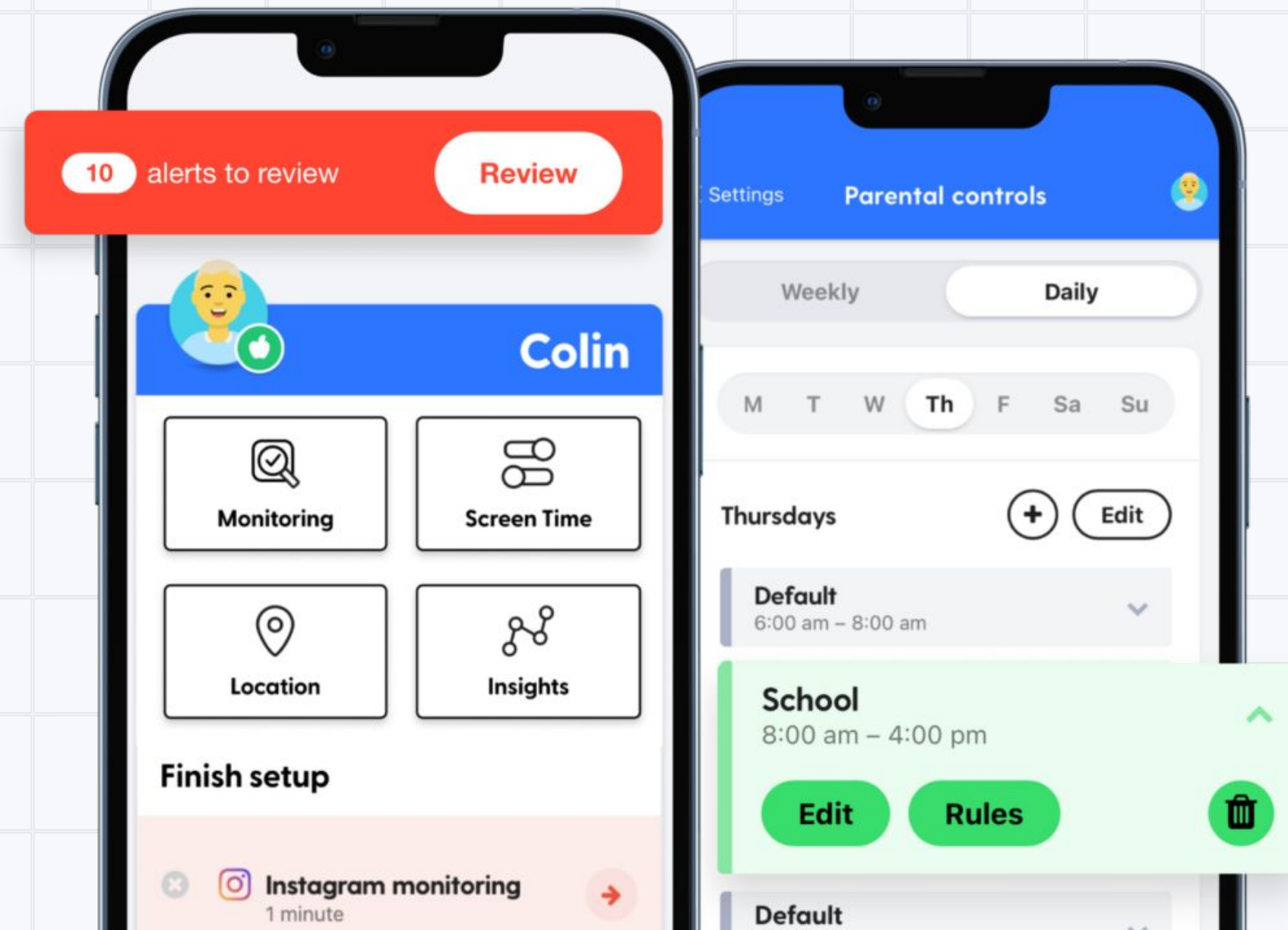
Built-in Parental Controls on Devices

Both Android and iOS have built-in parental control features utilizing tools such as Google's Family Link or a Shared Account on iOS.









Guides for Parental Controls

Internet Matters - Parental Controls



How many of these age restriction did you know?

AGES RESRICTION	
 WHATSAPP 16+	 facebook 13+
 Instagram 13+	 TikTok 13+
 SNAPCHAT 13+	 YouT <u>u</u> be 13+
 13 FORTNITE 13+	 FIFA MOBILE 12+
 ROBLOX 12+	 MINECRAFT 7+ 10+

Roblox: Social Gaming and Safety Features

12 +

Roblox offers users the ability to socialize and play experiences with others. Parents can set up controls to limit chat and access to certain games.



Minecraft: Creative Play and Safety

Precautions

7+


10 +



Minecraft can be incredibly creative and educational. However, playing on public online servers can expose children to inappropriate content or interactions.

YouTube: Navigating Content Safely





You Tube Kids

- Age-Appropriate Content: Curated videos filtered for different age groups (4 & under, 5-8, 9-12).
- Strong Parental Controls: Set screen time limits.
- Approve/block specific content or channels.
- Control search function.
- Reduced risks from comments/messaging.
- Wide library of learning shows, music, and creative content.
- Limited Advertising



Meta Family Center Tools

13+

Meta Family Centre tools help families connect safely and manage online interactions across various Meta technologies.

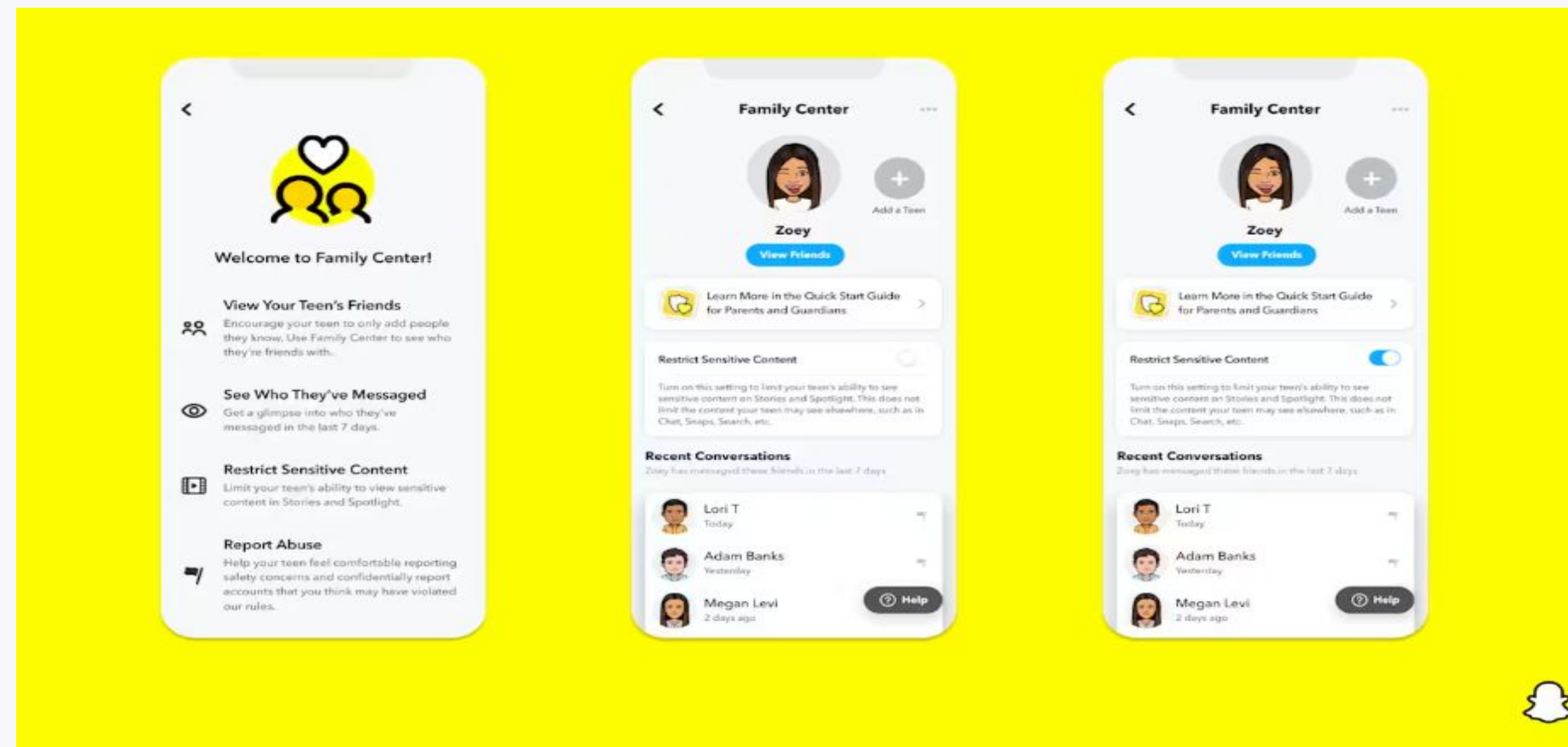
Whats App, Facebook, Instagram, Threads, Instagram Messenger



Snapchat Family Centre Features

13+

Snapchat's Family Centre provides parental supervision features, allowing parents to see their teen's friends and manage content visibility.



CC Snapchat

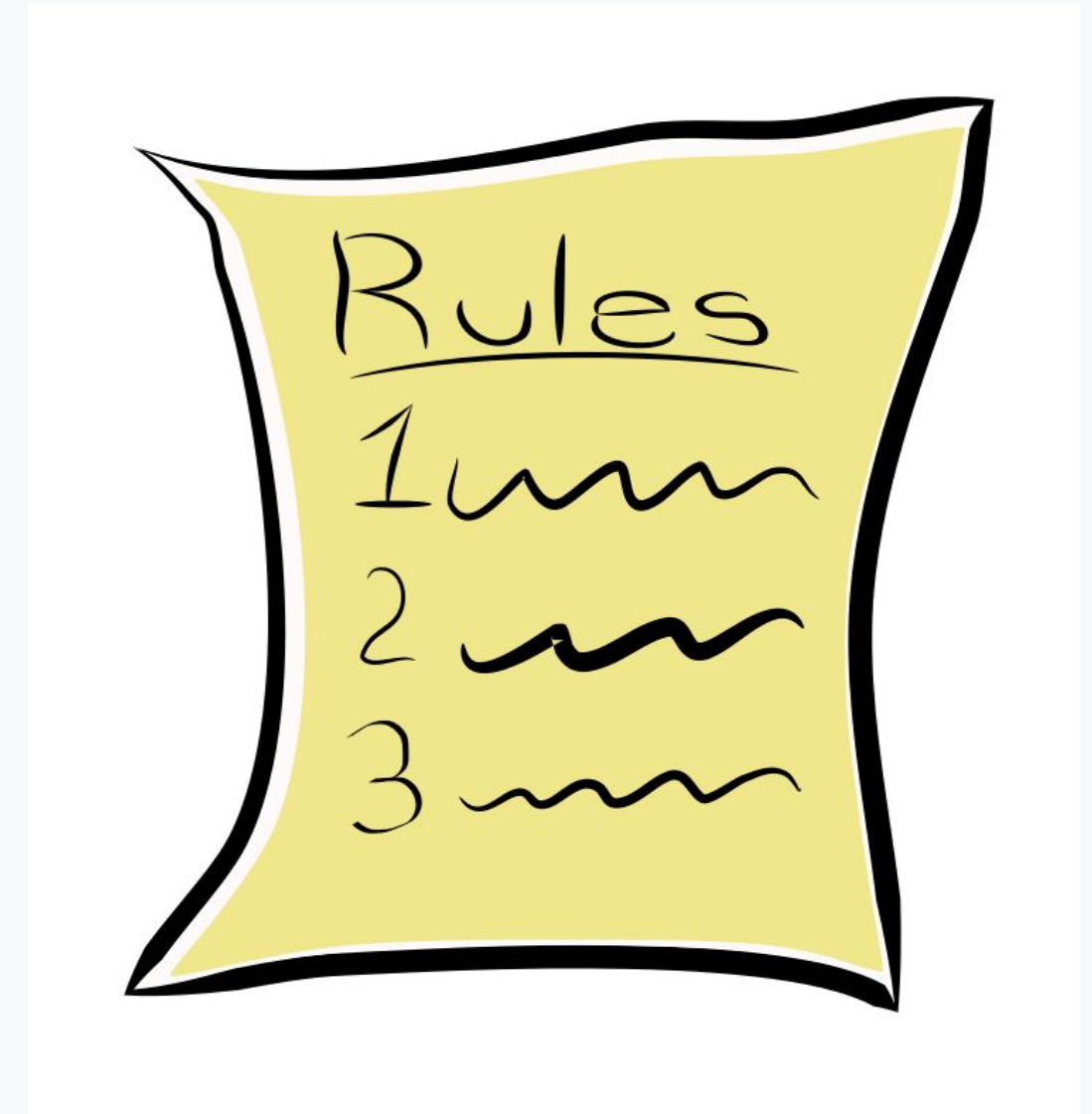




Setting Rules and Boundaries

Setting clear rules and boundaries is essential.

- Guidelines:
 - This might include time limits, tech-free zones in the house, and discussions about what information is safe to share online.
 - Involve your child in setting these rules where appropriate.
 - Be consistent in enforcing them.



Importance of Ongoing Communication

Technology is constantly evolving, so ongoing communication is crucial.

Key Points:



- Talk about how to be safe online and make sure children are aware of why and how. Don't share personal information, don't randomly click or open attachments, how to close pop ups.
- Make sure your child knows they can come to you with any concerns, no matter how small.
- Have regular conversations about their online activities. Ask open-ended questions, and most importantly, listen without judgment.

When Should I Talk To Them?

There is no right time, to talk about online safety,
it should be an ongoing conversation

- After school
- Bathtime
- Car journeys – this can be a great time to talk, and your child will have plenty of time to ask questions if they need.
- Reading
- Playing A Game/Watching a video -
- Swimming – a great time to say that what's covered by swimwear is private.
- Watching TV together - when something comes up.

Adapted from [NSPCC Resource](#)

Relate to Real Safety Issues

Would you give your key to

Relate the situation to sharing passwords and privacy.



Use images to aid discussion?



Use Acronyms

What are the PANTS rules?



Privates are private



Always remember your body belongs to you



No means no



Talk about secrets that upset you



Speak up, someone can help



[NSPCC Resource](#)
[Parent and Child](#)
[Resources](#)

What Should my Children Know about Online Safety

[Google Resource Be an Internet Legend](#)

Online safety activities for the whole family

The Be Internet Legends programme is designed to teach your child the skills they need to stay safe and have a positive time online.

The fun family activities in this booklet are based around the Internet Legends code:

Think Before you Share

Knowing what's OK to share on the internet and what's not

Check it's For Real

Spotting the clues for what's real, fake, misleading or a scam online

Protect Your Stuff

Learning how to keep information secure online and create strong passwords

Respect Each Other

Understanding what it means to be kind online and respect other people's privacy

When in Doubt, Discuss

Asking for help from a parent or trusted adult with tricky situations online

Balancing Screen Time

It's not just about online safety; it's also about the amount of time children spend online, both in your presence and alone.



Moderation in Screen Time

There's no single 'right' amount of screen time , but moderation is key. Use built-in tools on smartphones to track and limit screen time.

Healthy Screen time recommendations

Children aged 2-4 years

Limit non-interactive screen time **1 hour**

interactive screen time
Under an hour per day **1 hour**



Children aged 5 **NHS**

No more than 2 hours of screen time each day

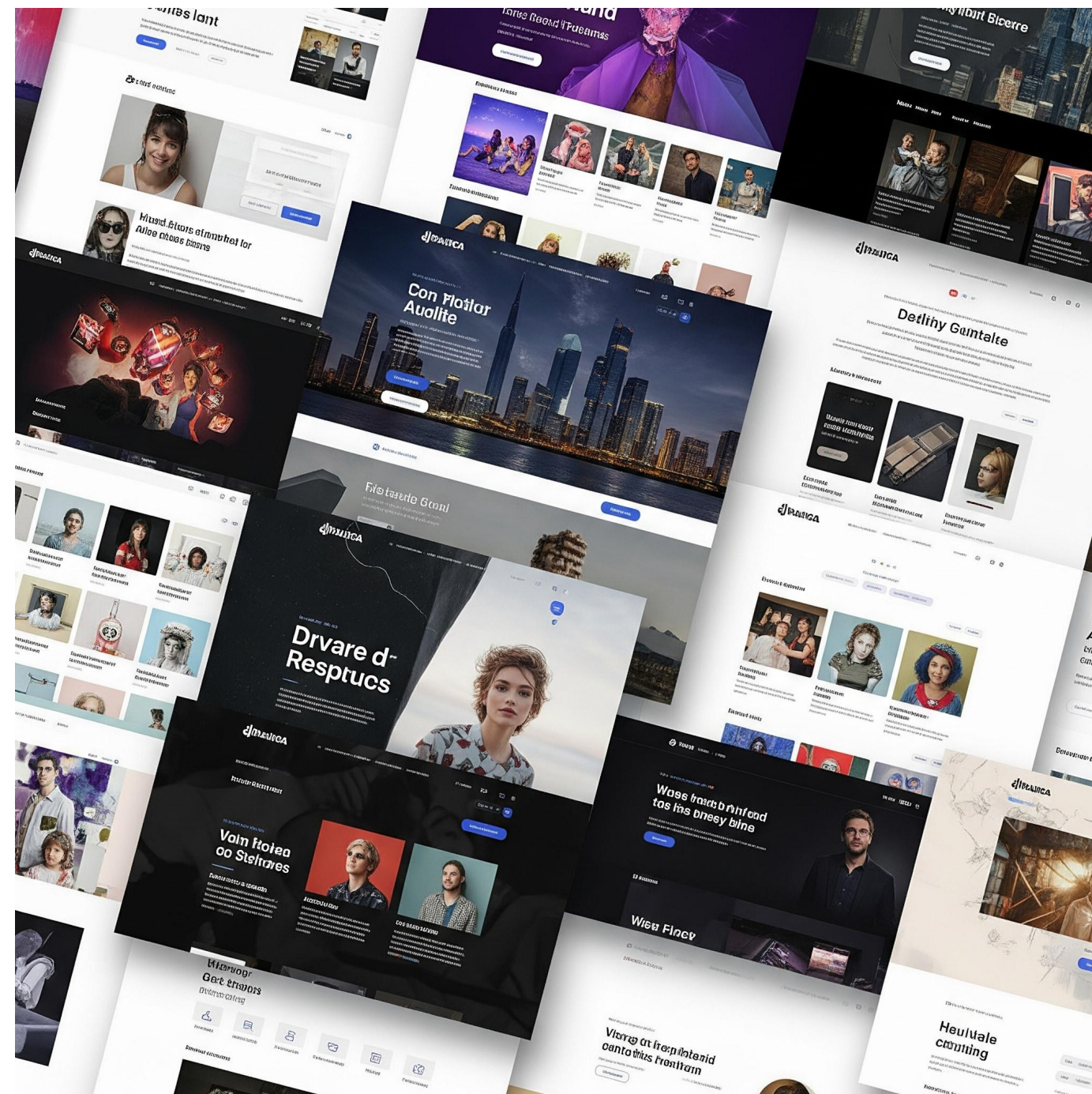


Avoid screens

30-60 minutes before bedtime



Let's look at some of the resources available to you for free.



Resources for Online Safety

There are many excellent resources available to help you navigate online safety.

Recommended Resources:

- [Internet Matters](#) - Parental Controls - All devices a great starting place.
- [Common Sense Media](#) - Rates and suggest age appropriateness films and games.
- [NSPCC](#) - Full of advice from talking with children to information for parents and children.
- [UK Safer Internet](#) - Full of resources and guides as well as advice for grandparents and a hotline for anyone to report concerns.
- [Thinkuknow](#) - A program for 4 - 18 year olds that teaches them age appropriate online safety.
- [Google's Be Internet Legends](#) - Game that teaches basics of staying safe online

Resources for Online Safety Cont....

There are many excellent resources available to help you navigate online safety.

Recommended Resources:

- [Age Appropriate App Guide 5 -10 years old](#) - Don't forget to change age filters.
- [Roblox Parental Guide](#)
- [Minecraft Parental Guide](#)
- [YouTube Kids Parental Controls](#)
- [Meta Family Center](#)
- [SnapChat Family Center](#)
- [NSPCC FAQ to help parents](#)
- [UK Safer Internet](#) links to online books and resources for children
- [CEOP Resources 4-7 years](#) - Age appropriate resources and parental guidance



Contact

Let's work
together



07873 339 783



[linkedin.com/in/traceypittsedu](https://www.linkedin.com/in/traceypittsedu)



[@traceypittsedu.bsky.social](https://bsky.social/traceypittsedu)



tracey@traceypitts.org



www.traceypitts.org



Thank

You